







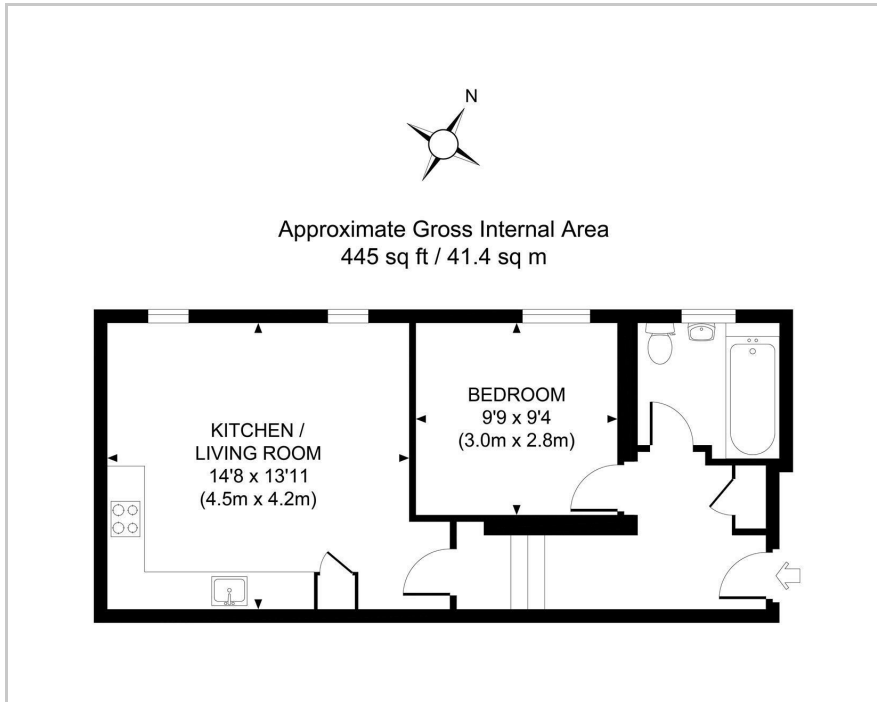
© Duffy & Co

22 Park East, Haywards Heath, RH16 4ST

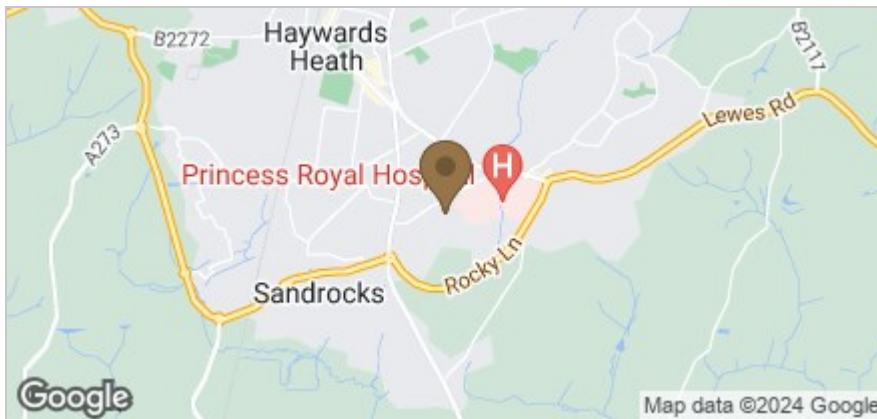
£875 PCM

 1  1  1  C

Floor Plan



Area Map



Accommodation

This lovely property enjoys a good sized open plan kitchen/living room with integrated appliances. There is a double bedroom and tiled bathroom with matching suite. The property has gas fired central heating and there is allocated residents parking with visitor parking.

Southdowns Park is located on the Southern side of Haywards Heath and is approximately 1.5 miles from the main line station. This popular development enjoys large and well maintained communal gardens and further benefits from the use of a large communal gymnasium on site.

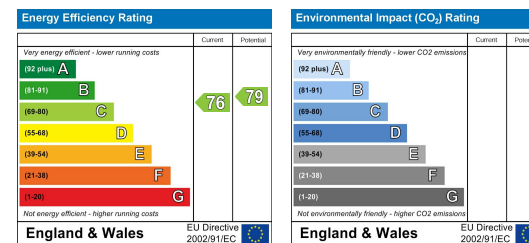
The rent includes Water & Sewerage Rates

Sorry no pets or smokers. Not suitable for children.

Council Tax Band B (£1570.41 2022-2023)
EPC 'C'



Energy Efficiency Graph



These particulars, whilst believed to be accurate are set out as a general outline only for guidance and do not constitute any part of an offer or contract. Intending purchasers should not rely on them as statements of representation of fact, but must satisfy themselves by inspection or otherwise as to their accuracy. No person in this firm's employment has the authority to make or give any representation or warranty in respect of the property.